

PERMIT

CITY OF NAPOLEON - BUILDING DEPARTMENT
255 West Riverview Avenue, Napoleon, Ohio 43545 - 419-592-4010

Permit No. 3448 Issued 01/12/95
date

Job Location 638 Beckham
address

Lot _____
sub-div or legal discript

Issued By Brent N. Damman
building official

Owner Unknown
name tel.

Address 638 Beckham Napoleon, OH

Agent Bob Cordes Plbg. 758-3162
builder-eng.-etc. tel.

Address 17-706 Rd. Q-1 Napoleon, OH

Description of Use _____

Replacement

Residential X
no. dwelling units

Commercial _____ Industrial _____

New _____ Add'n. _____ Alter _____ Remodel _____

Mixed Occupancy _____

Change of Occupancy _____

Estimated Cost \$ _____

ZONING INFORMATION

| district | lot dimensions | area | front yd | side yds | rear yd |
|----------|----------------|---------------|-----------|--------------------------|-----------|
| max hgt | no pkg spaces | no ldg spaces | max cover | petition or appeal req'd | date appr |

WORK INFORMATION:

Size: Length _____ Width _____ Stories _____ Ground Floor Area _____

Height _____ Building Volume (for demo. permit) _____ cu. ft.

Electrical: _____
brief description

Plumbing: New water service line.
brief description

Mechanical: _____
brief description

Sign: _____ Dimensions _____ Sign Area _____
type

Additional Information: _____

Date 1-12-95 Applicant Signature Bob Cordes
owner-agent

| FEES | BASE | PLUS | TOTAL |
|--|---|------|-------|
| <input type="checkbox"/> BUILDING | | | |
| <input type="checkbox"/> ELECTRICAL | | | |
| <input checked="" type="checkbox"/> PLUMBING | 9.00 | | 9.00 |
| <input type="checkbox"/> MECHANICAL | | | |
| <input type="checkbox"/> DEMOLITION | | | |
| <input type="checkbox"/> ZONING | | | |
| <input type="checkbox"/> SIGN | | | |
| <input type="checkbox"/> WATER TAP | | | |
| <input type="checkbox"/> SEW. INSP. | | | |
| <input type="checkbox"/> SEWER TAP | | | |
| <input type="checkbox"/> TEMP. WATER | | | |
| <input type="checkbox"/> TEMP. ELECT. | | | |
| ADDITIONAL PLAN REVIEW | Struct. _____ hrs _____ Elect. _____ hrs _____ | | |
| TOTAL FEES..... | | | 9.00 |
| LESS MIN. FEES PAID _____ <small>date</small> | | | 9.00 |
| BALANCE DUE..... | | | 1.00 |

PAID

JAN 12 1995

CITY OF NAPOLEON

APPLICATION FOR

Residential, Building, Electrical, Plumbing, Mechanical, and Demolition Permit
FROM - The City of Napoleon, Ohio, Building Department
 255 West Riverview Avenue; P.O. Box 151; Napoleon, Ohio 43545 - Telephone (419) 592-4010

ENTRY NO. _____

PERMIT NO. 3448 ISSUED 1-12-95

JOB LOCATION 638 Beckham

LOT _____
 (Subdivision or Legal Description)

ISSUED BY BND
 (Building Official)

OWNER Unknown PHONE _____

ADDRESS 638 Beckham

AGENT Bob Cordes Plbg. PHONE 758-3162

ADDRESS 17-706 Rd. Q-1 Napoleon

USE: Residential Commercial Industrial
 Other _____

WORK: New Addition Replacement Remodel

ESTIMATED COST = \$ _____

| | | | | |
|--|----------------|-------------|----------------|--------------|
| | | <u>Base</u> | <u>Plus</u> | <u>Total</u> |
| <input type="checkbox"/> Building | \$ _____ | \$ _____ | \$ _____ | \$ _____ |
| <input type="checkbox"/> Electrical | \$ _____ | \$ _____ | \$ _____ | \$ _____ |
| <input checked="" type="checkbox"/> Plumbing | \$ <u>9.00</u> | \$ _____ | \$ <u>9.00</u> | \$ _____ |
| <input type="checkbox"/> Mechanical | \$ _____ | \$ _____ | \$ _____ | \$ _____ |
| <input type="checkbox"/> Demolition | \$ _____ | \$ _____ | \$ _____ | \$ _____ |
| <input type="checkbox"/> Zoning | \$ _____ | \$ _____ | \$ _____ | \$ _____ |
| <input type="checkbox"/> Sign | \$ _____ | \$ _____ | \$ _____ | \$ _____ |
| <input type="checkbox"/> Water Tap | \$ _____ | \$ _____ | \$ _____ | \$ _____ |
| <input type="checkbox"/> Sewer Tap | \$ _____ | \$ _____ | \$ _____ | \$ _____ |
| <input type="checkbox"/> Temp Water | \$ _____ | \$ _____ | \$ _____ | \$ _____ |
| <input type="checkbox"/> Temp Elec. | \$ _____ | \$ _____ | \$ _____ | \$ _____ |

Additional Plan Review: Structure _____ Hours _____
 Electric _____ Hours _____

TOTAL FEES \$ 9.00
 Less Fees Paid \$ 9.00
 BALANCE DUE \$ 0.00

ZONING INFORMATION

| District | Lot Dimensions | Area | Front Yard | Side Yard | Rear Yard |
|----------|----------------|------|------------|-----------|-----------|
| | | | | | |

| Max Height | No. Pkg. Spaces | No. Ldg. Spaces | Max Cover | Petition or Appeal Required-Date |
|------------|-----------------|-----------------|-----------|----------------------------------|
| | | | | |

WORK INFORMATION

Building: Ground Floor Area _____ sq. ft. Basement Floor Area _____ sq. ft.

Garage Floor Area _____ sq. ft. 2nd Floor Area _____ sq. ft. Other _____ sq. ft.

Size: Width _____ Length _____ Stories _____ Height _____

Building Volume (for Demolition Permit) _____ cubic feet

Description of Work: new water service line

ELECTRICAL: Contractor _____ Phone _____
Address _____ ESTIMATED COST = \$ _____

Type of Work: ()New ()Service Change ()Rewiring ()Add'l Wiring TEMPORARY ELEC. REQUIRED - ()Yes ()No
Size of Service _____ Underground _____ Overhead _____ Number of New Circuits _____

Description of Work: _____

PLUMBING: Contractor _____ Phone _____
Address _____ ESTIMATED COST = \$ _____

WATER TAP REQUIRED - ()Yes ()No Size _____ Type of Pipe _____ Water Dist. Pipe _____

SANITARY SEWER TAP REQUIRED - ()Yes ()No Size _____ Type of Pipe _____ Dr. Waste Vt. Pipe _____

STREET SEWER TAP REQUIRED - ()Yes ()No Type of Pipe _____ STREET TO BE OPENED - ()Yes ()No
Main Building Drain Size = _____ Main Vent Pipe Size = _____

LIST NUMBER OF PLUMBING FIXTURES BELOW:

Water Closets = _____ Bathtubs = _____ Showers = _____ Lavatories = _____ Kitchen Sinks = _____ Disposal = _____
Clothes Washer = _____ Floor Drains = _____ Dishwasher = _____ Other _____ Total = _____

Description of Work: _____

MECHANICAL: Contractor _____ Phone _____
Address _____ ESTIMATED COST = \$ _____

HEATING SYSTEM - ()Forced Air ()Gravity ()Hot Water ()Steam ()Unit Heaters ()Radiant ()Baseboard

TYPE OF FUEL - ()Electric ()Natural Gas ()Propane ()Wood ()Coal ()Solar ()Geothermal Other _____

NUMBER OF HEAT ZONES = _____ HOT WATER - ()One (1) Pipe ()Two (2) Pipes ()Series Loop

ELECTRIC HEAT - Number of Circuits _____ Number of Furnaces _____ Number of Hot Air Runs _____

Number of Hot Water Radiators _____ Total Heat Loss _____ Rated Capacity of Furnace/Boiler _____

LOCATION OF HEATING UNITS - ()Crawl Space ()Floor Level ()Attic ()Suspended ()Roof ()Outside

Description of Work: _____

DRAWINGS REQUIRED: All applications must be accompanied by two (2) complete sets of Drawings including Site Plans, Foundation Plans, Floor Plans, Structural Framing Plans, Exterior Elevations, Section and Details, Stair Details, Electrical Layout, Plumbing Isometric, Heating Layout, etc. All Plans shall be drawn to scale, show all existing structure on the Site Plans, and show electric panel and furnace locations.

READ AND SIGN BELOW: The undersigned hereby makes application for a Permit for all work described herein and agrees to complete the work in strict accordance with all applicable provisions of the current edition of the C.A.B.O. Building Code, the Napoleon Building and Zoning Codes, the Napoleon Engineering Department Rules and Regulations, Standard Specifications and other pertinent sections of the Napoleon Code of Ordinances.

Signature of Applicant _____ Date _____

METER YOKE RELEASE

This document is for the release of one (1) Water Meter Yoke for Residential water service lines.

RELEASE NO. 127

PERMIT NO. 3448 ISSUED 1-12-95

JOB LOCATION 638 Beckham

- Inside City Limits - Outside City Limits

ISSUED BY BND

OWNER _____

ADDRESS 638 Beckham

CONTRACTOR Bob Cordes Plbg.

ADDRESS 17-706 Rd. Q-1 Napoleon

CONTRACTOR'S PHONE NO. _____

WATER TAP SIZE: = 1" = 1-1/2" = 2"

WATER METER s# _____

- New Dwelling - Existing Dwelling

- Lawn Meter

Water Service Line to be Type (K) Copper or (CTS) Polyethelene Tubing of one inch (1") minimum.

Watts No. 7 Dual check required = Yes = No

Water Meter Yoke installation is subject to the following conditions:

- 1.) Must be located in an accessible area.
- 2.) Must be in an area not subject to freezing temperatures.
- 3.) Must be eighteen inches (18") above floor level, not in crawl spaces.
- 4.) Must comply with the mounting criteria and clearances as set forth in DRAWING #04403901.

WATER TAPPING PERMIT
issued by
The Napoleon Water Distribution Department
255 West Riverview Ave. Napoleon, Ohio 43545 Ph. 592-4010

Permit No. W-0576 Issued _____ Received of _____ (\$ _____).00

(Charge for tapping permit to supply water service to) Lot No. _____ Sub Div. _____

Street No. _____ Tap Size _____ " Cost \$ _____ .00 Plumber _____


Date completed _____ Approved by _____
water distribution dept. _____ finance director _____

Name Edward Druhot Size of tap 3/4" Date 1-13-95 Street and No. 638 Beckham

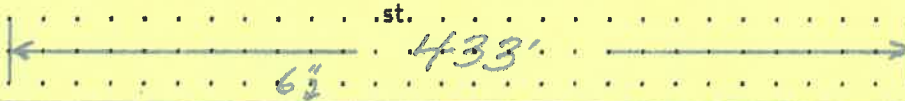
Old Tap No. 2391 New Tap No. 9532 Size and Kind of Main 6" CIP

Location of Main 1' South of North pavement Depth of Main 4'

Distance from Hydrant/Valve 433' East of Hyd #110 Distance to Curb Stop from Corp. 3'




Beckham



6"

433'



3'

.st.

638

.st.

Spruce

Hyd #110

